

# MaxMotion

## IEC PERFORMANCE DATA SHEET IEC Efficiency Level IE3

Catalog #: **IJC280S-4-59**

HP	kW	Voltage	L.R. Amps	Efficiency	Power Factor	Service Factor	Frame	Design
100,00	74,60	575 / 990	701,45	95,4%	0,88	1,15	280S	N

60 Hz								
FLA							Is/In	F.L. RPM
208	230	333	460	575	796	990		
/	/	/	/	89,70	/	52,10	7,82	1780

50 Hz								
FLA						Efficiency	Is/In	F.L. RPM
190	380	400	415	660	725			
/	/	/	/	/	/	/	/	/

Wgt. Lbs	PH	Duty	Insul. Class	Ambient Temp.	Elevation	Temp. Rise° C
1292	3	S1	H	40°C	1000 M	52,4

% Efficiency		% Power Factor		Torque			Protector Type	Winding Resist. Ω
Full Load:	95,4%	Full Load:	0,88	FLT ft.lbs	60Hz	50Hz		
3/4 Load:	95,1%	3/4 Load:	0,86	LRT %	205	/	PTC-150°C	0,06418
1/2 Load:	94,3%	1/2 Load:	0,78	BDT %	239	/		

Rotor Inertia Wk2 Lb-Ft2	Max Load Inertia Wk2 Lb-Ft2	Shaft Material	Frame Material	DE Bracket Type	ODE Bracket Type	Mounting	Enclosure	Protection
-	-	Standard	Cast Iron	Standard	Standard	B3	TEFC	IP55

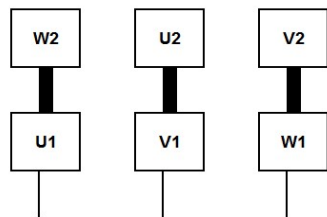
Ball Bearings		Grease	Mount Type	Orientation	Cold Start (Secs)	Paint
DE	ODE					
6317-C3	6317-C3	Mobil PolyRexEM	Rigid	Horizontal	15	Red

Inverter Duty. Motor meets MG1 parts 31.4.4.2	Constant Torque Range	Variable Torque Range
	10:1	20:1

**WIRING CONNECTION DIAGRAM : D**

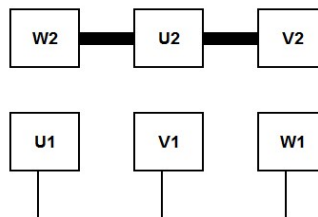
**IEC Frames 112M - 355L, Dual Voltage**  
575 / 990 VAC, 6 posts, 6 leads, Δ / Y Connection

Low Voltage (575Vac)  
6 Leads Δ 6 posts



Line

High Voltage (990Vac)  
6 Leads Y 6 posts



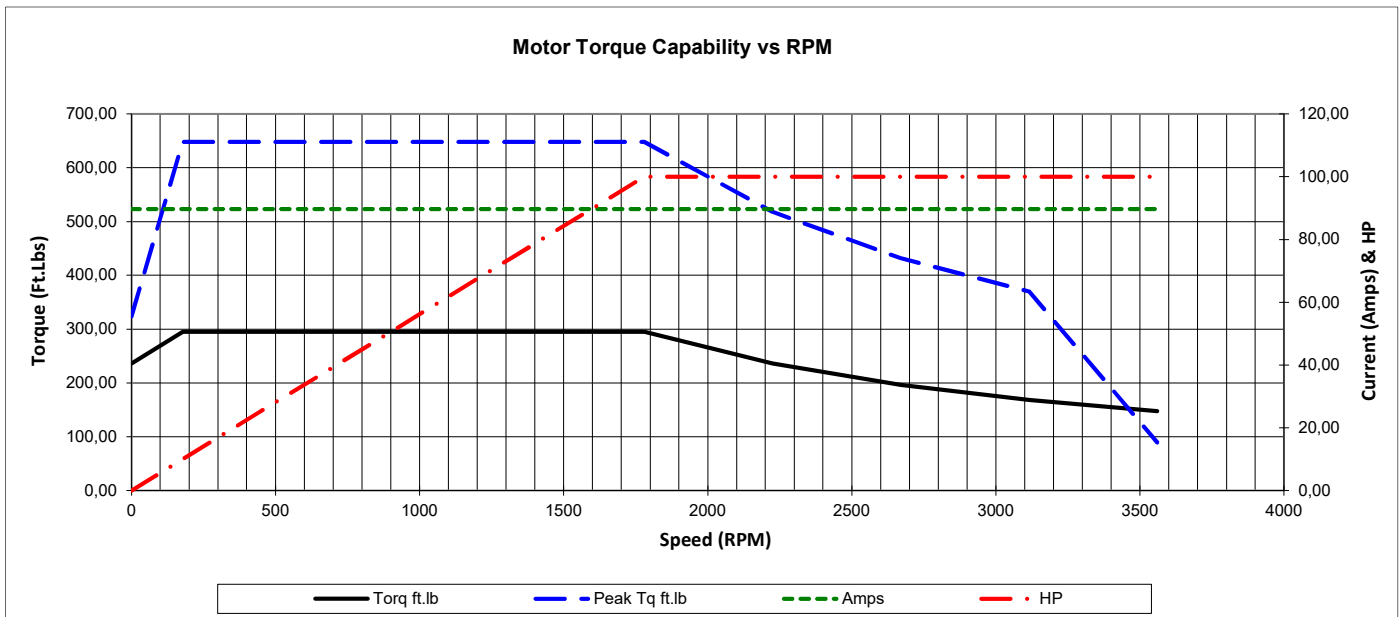
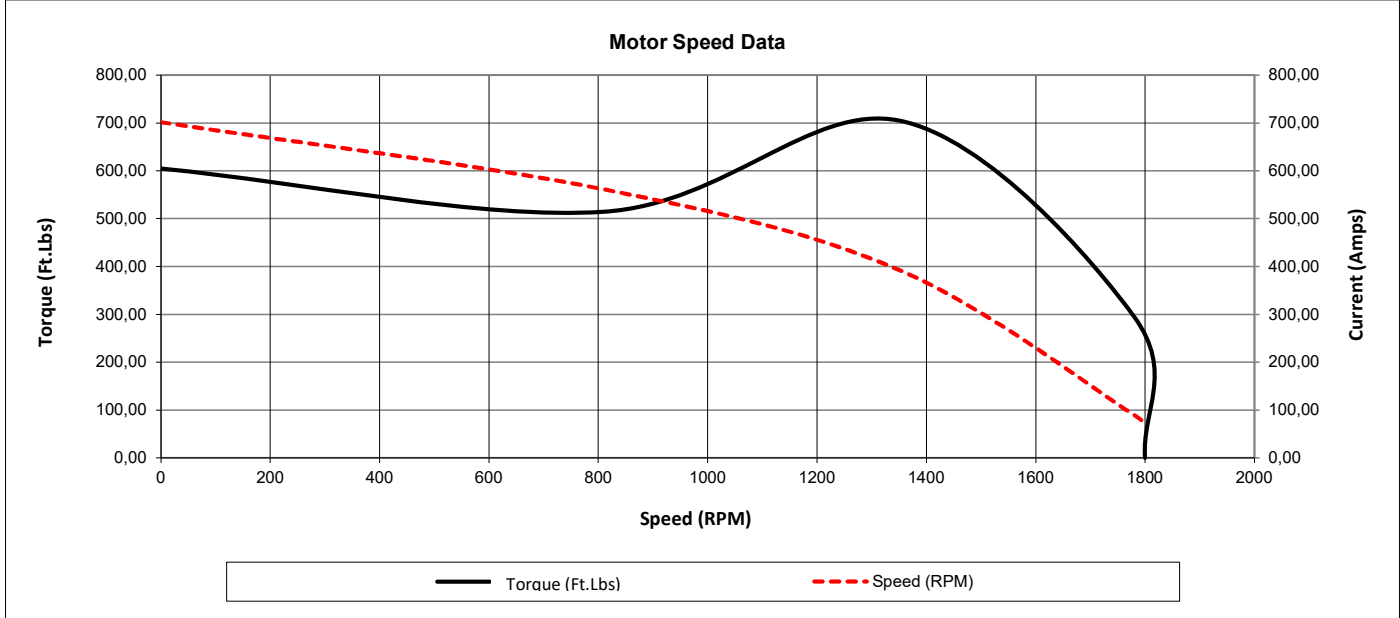
Line



Date: 25 janvier, 2024  
 Customer: \_\_\_\_\_  
 Contact: \_\_\_\_\_  
 Submittee: J.C. Lavallée

Catalogue #: IJC280S-4-59

IEC Efficiency Level IE3											
HP	Kw	VAC	RPM	Enclosure	Frame	Frequency	Design	Poles	LR Is/In	Insulation Class	Temp. Rise °C
100,00	74,60	575 / 990	1780	TEFC	280S	60	N	4	7,82	H	52,4
	0Hz	6Hz	15Hz	30Hz	45Hz	60Hz	75Hz	90Hz	105Hz	120Hz	
Amps	89,70	89,70	89,70	89,70	89,70	89,70	89,70	89,70	89,70	89,70	89,70
RPM	0	178	445	890	1335	1780	2225	2670	3115	3560	
Torq ft.lb	236,04	295,06	295,06	295,06	295,06	295,06	236,04	196,70	168,60	147,53	
Peak Tq ft.lb	323,82	647,65	647,65	647,65	647,65	647,65	518,12	431,77	370,08	89,70	
HP	0,00	10,00	25,00	50,00	75,00	100,00	100,00	100,00	100,00	100,00	
	Locked Rotor	Pull-Up	Breakdown	Rated Load	Idle	Duty	S. F.	Ambient	Elevation	dBA @ 1M	
Speed (RPM)	0	810	1350	1780	1800	S1	1,15	40°C	3,300 ft	-	
Current (Amps)	701,45	561,16	392,81	89,70	72,45	VFD Rating: Meets MG1 parts 31.4.4.2					
Torque (ft.lbs)	604,87	514,14	705,18	295,06	0,0	CT :	10:1	VT :	20:1		



Date: **25 janvier, 2024**  
 Customer: \_\_\_\_\_  
 Contact: \_\_\_\_\_  
 Submittee: **J.C. Lavallée**

Catalogue #: **IJC280S-4-59**

IEC Efficiency Level IE3											
HP	Kw	VAC	RPM	Enclosure	Frame	Frequency	Design	Poles	LR Is/In	Insulation Class	Temp. Rise °C
100,00	74,60	575 / 990	1780	TEFC	280S	60	N	4	7,82	H	52,4

Load %	0%	25%	50%	75%	100%	125%	150%
Amps	72,45	72,45	79,35	82,80	89,70	103,50	131,10
Torq ft/lbs	0	73,15	146,70	220,67	295,06	384,59	493,96
RPM	0	1795	1790	1785	1780	1707	1595
Eff %	0	70,6	94,3	95,1	95,4	92,9	85,4
PF %	0	40,2	77,9	86,3	88,0	90,6	92,4

	Locked Rotor	Pull-Up	Breakdown	Rated Load	Idle	Duty	S. F.	Ambient	Elevation	dBA @ 1M
Speed (RPM)	0	810	1350	1780	1800	S1	1,15	40°C	3,300 ft	-
Current (Amps)	701,45	561,16	392,81	89,70	72,45	<b>VFD Rating: Meets MG1 parts 31.4.4.2</b>				
Torque (ft-lbs)	604,87	514,14	705,18	295,06	0,0	CT :	10:1	VT :	20:1	

